



MOKC
**LUNCH
DOODLES**
with
**MO
WILLEMS!**

FUN with FLAG ART!


YOU WILL NEED:




Kennedy Center Education Artist-in-Residence at Home

Design your own art flags and hang them up!

1. Print out the flag templates. Print extra templates to make more flags.



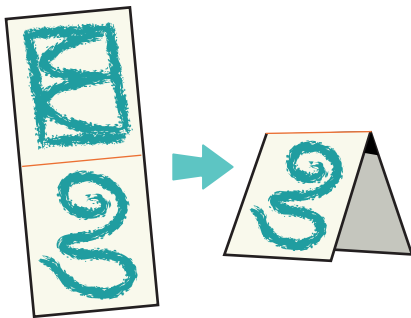
2. Design your flags. You can make abstract art, color patterns, or draw a picture of something hopeful!



3. Cut out each flag along the dotted lines.




4. Fold each flag in half along the solid line.




5. Cut a long piece of ribbon or string.




6. Hang your flags over the ribbon or string.



7. Staple the tops closed.



8. Tape or glue the bottoms closed.



9. Hang up your flags!



